

now

associations

INSERTS BELLYBANDS GATEFOLDS+



INSERTS

Capture the attention of readers with an insert which affords you the flexibility of producing a piece on unique paper stock and of a custom size.

INSERT RATES (GROSS)

2 PAGE INSERT	\$14,450
4 PAGE INSERT	\$15,980
ADD \$1,595 PER FOUR PAGES THEREAFTER	
ADD \$1,595 FOR MAGNA STRIP	

NOTE: Client to print and supply the inserts. Limited number of insert positions available in each magazine issue.

BARN DOOR COVER

First time offered on *Associations Now* magazine!

BARN DOOR COVER RATE (GROSS)

\$14,980



BELLYBANDS

Be seen first, a bellyband will be the first thing the readers will see as it will have to be removed before they can read their issue. Your message can be printed on both sides of the bellyband.

BELLY BAND RATE (GROSS)

\$14,980

ADD \$5,430 TO INCLUDE FULL PAGE AD INSIDE MAGAZINE

NOTE: Client to supply material files and ASAE will print. Bellybands available on limited magazine issues.

GATEFOLDS

Maximize your message by turning your ad into multiple unfolding panels and placing it with the cover or inside the magazine.

GATEFOLD RATES (GROSS)

3 PAGE INSIDE GATEFOLD	\$22,750
4 PAGE INSIDE GATEFOLD	\$24,750
3 PAGE FRONT COVER GATEFOLD	\$26,410
4 PAGE FRONT COVER GATEFOLD	\$29,900
4 PAGE BACK COVER GATEFOLD	\$28,900

NOTE: Client to supply the material files and ASAE will print. Gatefolds available on limited magazine issues.



TO RESERVE YOUR OPPORTUNITY, PLEASE CONTACT YOUR ACCOUNT MANAGER, EMAIL INDUSTRYPARTNERRELATIONS@ASAE.CENTER.ORG, OR CALL 202-626-2889.

SEE NEXT PAGE FOR SPECS ➔

TYPES:

Tip-On: an insert that does not bind into the gutter of the magazine, it's glued to an editorial page.

Bind in: an insert that binds into the gutter of the magazine

SPECS:

- Minimum Size: 4" x 6"
- Maximum Size: If the piece is pre-trimmed: 7-7/16" x 10-5/8"
- If you want the piece to trim (top, bottom, and outside face) with the magazine: 9.125 x 11.125 this includes a 1/8" trim on the head, foot and face.
If the final insert dimensions are the same as the magazine, the insert must be labeled as advertising and the stock must be different than the magazine
- Minimum Thickness: .0035"
- Preferred Paper Stock: Preferred min weight is 60# and max weight is 119#
- If it is a bind-in insert, please add 1/4" to the width for grind off

QUANTITY:

Supply 24,000 pieces

INSERT APPROVAL:

One Sample of the insert must first be sent to ASAE for review of mechanical specifications and approval. You may send mock ups as long as they are printed on the same stock of the final insert. Send samples for approval to:
ASAE

Attention: Advertising Operation Team
1575 I Street, NW, Suite 1100
Washington, DC 20005
Phone: 202-626-2889

INSERTS TO PRINTER:

Once insert is approved by ASAE, please ship 24,000 final inserts to the Printer as follows:

PACKING:

- Inserts must be packed facing the same direction
- Inserts must be packed so that they are received flat, and do not curl
- The correct orientation must be clearly marked
- Do not shrink wrap or sleeve wrap

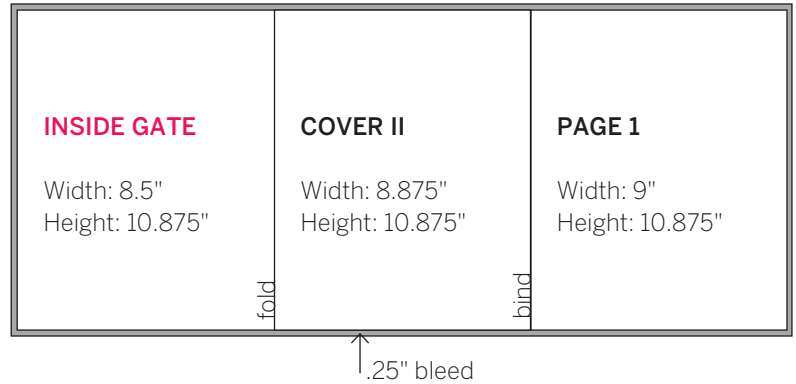
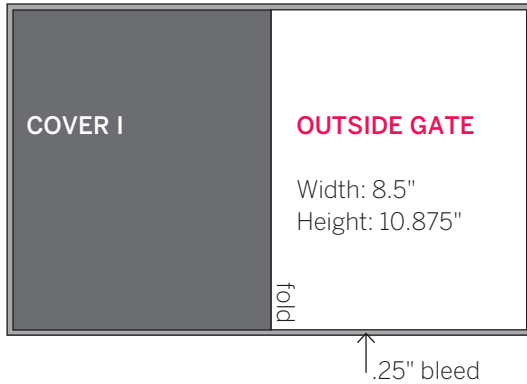
LABELING:

Please include an inventory sheet noting the following:

- Name of advertiser
- Name of the insert
- Note that the inserts are for *Associations Now* magazine and please indicate the issue month

PRINTER SHIPPING ADDRESS:

Schumann Printers Building #2
200 Swarthout Rd.
Fall River, WI 53932
Attn: Kim Murray
920-484-3348



ESTIMATED DOCUMENT DIMENSIONS:

OUTSIDE GATE: 9" x 11.375" (this includes .25" bleed)
INSIDE GATE & COVER II & PAGE 1: 26.875" x 11.375" (this includes .25" bleed)

PLEASE INCLUDE FOLD LINES IN FILE.

NOTE: THE GATEFOLD SPECS MAY CHANGE DUE TO SPINE DIMENSION. WE WILL SUPPLY A TEMPLATE FOR ALL GATEFOLD SIZES.

GATEFOLD GUIDELINES:

- Provide file as a printer spread.
- Make sure to include a .25" bleed on all sides.
- Pay particular attention to images that crossover between different flaps and forms.
- Never split any individual letters or numbers between two flaps of a gatefold.
- Do not split any type that is 10 points or less in size as a read-across.
- Avoid splitting any words between letters or numbers. If splitting a sentence is necessary only split between words; and then add some additional spacing (up to 1/32 of an inch) between the split words.
- Avoid layouts that split important images or key parts of an image, such as eyes, noses and lips, on two flaps of the gatefold.
- Avoid layouts that have critical crossover alignment images and type at both the top and bottom of the pages.
- Avoid critical horizontal and diagonal lines crossing between different flaps and forms.

GATEFOLD APPROVAL:

Two samples of the gatefold must be sent to ASAE for review of mechanical specifications and approval. Send samples for approval to:

ASAE
 Attention: Advertising Operation Team
 1575 I Street, NW, Suite 1100
 Washington, DC 20005
 Phone: 202-626-2889

AD PREPARATION:

ASAE & the Center accepts only digital files (Mac or PC platform) in the following programs:

- Indesign (all versions)
- Adobe Illustrator (all versions)
- Adobe Photoshop (all versions)
- high-res PDF files

WHEN PREPARING YOUR AD, PLEASE FOLLOW THESE GUIDELINES:

- Include all artwork, fonts, and the document on your disk.
- Do not use true type fonts.
- Do not use font attributes from the measurement palette, i.e., bold, italic, etc.
- Set all color to CMYK.
- Setup all images as ai, psd, tiff or eps.

AD REPRODUCTION:

For accurate color, font, and rendering reproduction we require a high-end color proof such as Kodak Approval, Iris, or other dot-generated digital proof. We cannot guarantee the accuracy of the color, font, or rendering if a physical proof is not supplied.

AD SUBMISSION:

INTERNET:

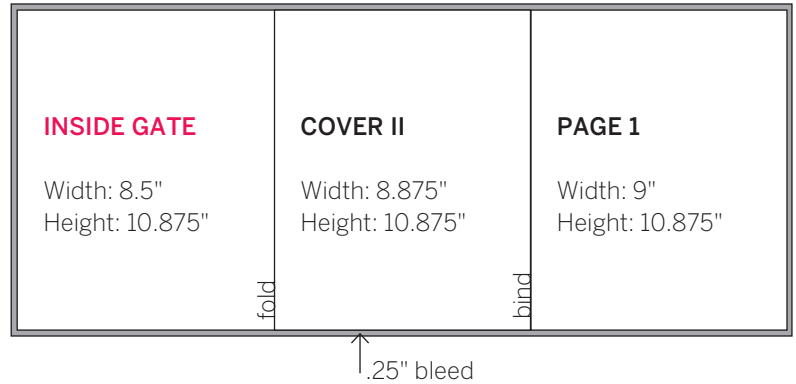
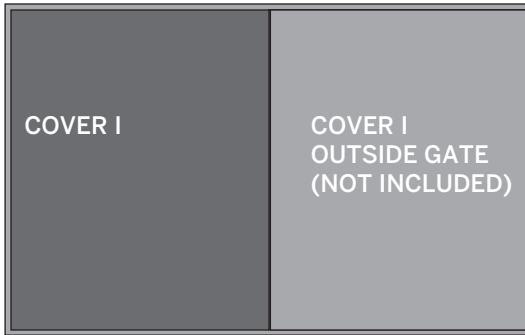
<http://upload.asaecenter.org>
 username: anupload
 password: @nfiles

MAIL:

Advertising Operation Team
 ASAE
 1575 I Street, NW, Suite 1100
 Washington, DC 20005
 Phone: 202-626-2889

MUST SEND HIGH-END COLOR PROOF TO MATCH.

EMAIL: We **DO NOT** accept ads via email.



ESTIMATED DOCUMENT DIMENSIONS:

INSIDE GATE & COVER II & PAGE 1: 26.875" x 11.375"
(this includes .25" bleed)

PLEASE INCLUDE FOLD LINES IN FILE.

NOTE: THE GATEFOLD SPECS MAY CHANGE DUE TO SPINE DIMENSION. WE WILL SUPPLY A TEMPLATE FOR ALL GATEFOLD SIZES.

GATEFOLD GUIDELINES:

- Provide file as a printer spread.
- Make sure to include a .25" bleed on all sides.
- Pay particular attention to images that crossover between different flaps and forms.
- Never split any individual letters or numbers between two flaps of a gatefold.
- Do not split any type that is 10 points or less in size as a read-across.
- Avoid splitting any words between letters or numbers. If splitting a sentence is necessary only split between words; and then add some additional spacing (up to 1/32 of an inch) between the split words.
- Avoid layouts that split important images or key parts of an image, such as eyes, noses and lips, on two flaps of the gatefold.
- Avoid layouts that have critical crossover alignment images and type at both the top and bottom of the pages.
- Avoid critical horizontal and diagonal lines crossing between different flaps and forms.

GATEFOLD APPROVAL:

Two samples of the gatefold must be sent to ASAE for review of mechanical specifications and approval. Send samples for approval to:

ASAE
Attention: Advertising Operation Team
1575 I Street, NW, Suite 1100
Washington, DC 20005
Phone: 202-626-2889

AD PREPARATION:

ASAE & the Center accepts only digital files (Mac or PC platform) in the following programs:

- Indesign (all versions)
- Adobe Illustrator (all versions)
- Adobe Photoshop (all versions)
- high-res PDF files

WHEN PREPARING YOUR AD, PLEASE FOLLOW THESE GUIDELINES:

- Include all artwork, fonts, and the document on your disk.
- Do not use true type fonts.
- Do not use font attributes from the measurement palette, i.e., bold, italic, etc.
- Set all color to CMYK.
- Setup all images as ai, psd, tiff or eps.

AD REPRODUCTION:

For accurate color, font, and rendering reproduction we require a high-end color proof such as Kodak Approval, Iris, or other dot-generated digital proof. We cannot guarantee the accuracy of the color, font, or rendering if a physical proof is not supplied.

AD SUBMISSION:

INTERNET:

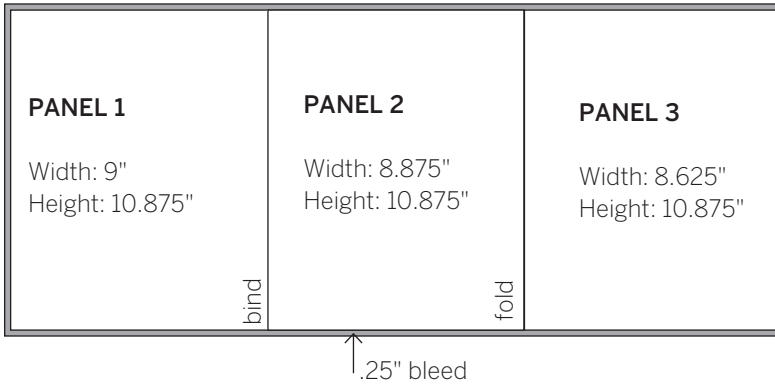
<http://upload.asaecenter.org>
username: anupload
password: @nfiles

MAIL:

Advertising Operation Team
ASAE
1575 I Street, NW, Suite 1100
Washington, DC 20005
Phone: 202-626-2889

MUST SEND HIGH-END COLOR PROOF TO MATCH.

EMAIL: We **DO NOT** accept ads via email.



DOCUMENT DIMENSIONS:

INSIDE GATEFOLD: 27" x 11.375
(this includes .25" bleed)
Please include fold lines in file.

GATEFOLD GUIDELINES:

- Provide file as a printer spread.
- Make sure to include a .25" bleed on all sides.
- Pay particular attention to images that crossover between different flaps and forms.
- Never split any individual letters or numbers between two flaps of a gatefold.
- Do not split any type that is 10 points or less in size as a read-across.
- Avoid splitting any words between letters or numbers. If splitting a sentence is necessary only split between words; and then add some additional spacing (up to 1/32 of an inch) between the split words.
- Avoid layouts that split important images or key parts of an image, such as eyes, noses and lips, on two flaps of the gatefold.
- Avoid layouts that have critical crossover alignment images and type at both the top and bottom of the pages.
- Avoid critical horizontal and diagonal lines crossing between different flaps and forms.

AD PREPARATION:

ASAE & the Center accepts only digital files (Mac or PC platform) in the following programs:

- high-res PDF files (please offset crop marks by 1 pica)
- Indesign (all versions)
- Adobe Illustrator (all versions)
- Adobe Photoshop (all versions)

IF YOU ARE SENDING NATIVE FILES, PLEASE FOLLOW THESE GUIDELINES WHEN PREPARING YOUR AD:

- Include all artwork, fonts, and the document on your disk.
- Do not use true type fonts.
- Do not use font attributes from the measurement palette, i.e., bold, italic, etc.
- Set all color to CMYK.
- Setup all images as tiff or eps.

AD REPRODUCTION:

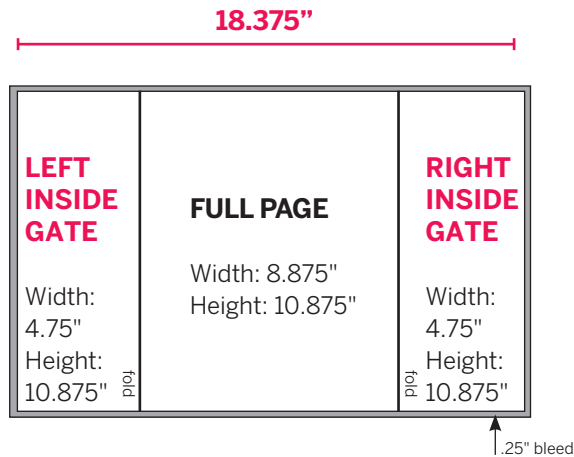
For accurate color, font, and rendering reproduction we require a high-end color proof such as Kodak Approval, Iris, or other dot-generated digital proof. We cannot guarantee the accuracy of the color, font, or rendering if a physical proof is not supplied.

AD SUBMISSION:

FTP SITE:

<http://upload.asaecenter.org>
username: anupload
password: @nfiles

EMAIL: We **DO NOT** accept ads via email.



DOCUMENT DIMENSIONS:

ENTIRE FILE: 18.375 X 10.875 + BLEEDS

FULL PAGE: 8.875" x 10.875" (plus .25" bleed)

LEFT INSIDE GATE: 4.75" x 10.875" (plus .25" bleed)

RIGHT INSIDE GATE: 4.75" x 10.875" (plus .25" bleed)

Please include fold lines in file.

BARN DOOR GUIDELINES:

- Provide file as a printer spread.
- Make sure to include a .25" bleed on all sides.
- Pay particular attention to images that crossover between different flaps and forms.
- Avoid splitting any individual letters or numbers between two flaps of a gatefold.
- Do not split any type that is 10 points or less in size as a read-across.
- Avoid splitting any words between letters or numbers. If splitting a sentence is necessary only split between words; and then add some additional spacing (up to 1/32 of an inch) between the split words.
- Avoid layouts that split important images or key parts of an image, such as eyes, noses and lips, on two flaps of the gatefold.
- Avoid layouts that have critical crossover alignment images and type at both the top and bottom of the pages.
- Avoid critical horizontal and diagonal lines crossing between different flaps and forms.

AD PREPARATION:

ASAE & the Center accepts only digital files (Mac or PC platform) in the following programs:

- high-res PDF files (please offset crop marks by 1 pica)
- Indesign (all versions)
- Adobe Illustrator (all versions)
- Adobe Photoshop (all versions)

IF YOU ARE SENDING NATIVE FILES, PLEASE FOLLOW THESE GUIDELINES WHEN PREPARING YOUR AD:

- Include all artwork, fonts, and the document on your disk.
- Do not use true type fonts.
- Do not use font attributes from the measurement palette, i.e., bold, italic, etc.
- Set all color to CMYK.
- Setup all images as PSD, tiff or eps.

AD REPRODUCTION:

For accurate color, font, and rendering reproduction we require a high-end color proof such as Kodak Approval, Iris, or other dot-generated digital proof. We cannot guarantee the accuracy of the color, font, or rendering if a physical proof is not supplied.

AD SUBMISSION:

INTERNET:

<http://upload.asaecenter.org>
username: anupload
password: @nfiles

MAIL:

Advertising Operation Team
ASAE & the Center
1575 I Street, NW
Washington, DC 20005
Tel: 202-626-2889
Must send high-end color proof to match.

EMAIL: We **DO NOT** accept ads via email.